

**What Do TeamBest Global Companies, Apple Inc., and USA NASA Space Programs All Have in Common?**

Best Medical International (BMI), along with Apple, is celebrating its 50th anniversary, while NASA marks more than 6 decades of deep-space exploration.

While studying at an engineering college in South India in the mid-1960s, Dr. Krishnan Suthanthiran was inspired by watching the movies of NASA to travel to the USA to pursue higher education, career opportunities, and a way of life. That aspiration became a reality when he moved to the U.S. in 1972 and later became a naturalized American citizen in 1989.

Dr. Krishnan Suthanthiran, who lost his father to colon cancer in 1968 after his father was diagnosed in 1965, has dedicated his career and life to improving clinical outcomes and saving more lives.

He named his company Best Medical because he wanted to be the best at whatever he did. Now, after half a century of serving global medical professionals and hospitals, it is true to say that, "Best is the BEST."

Suthanthiran and BMI exhibited at the first ASTRO technical exhibit at the Hyatt Regency Hotel in Atlanta, Georgia, in 1976. Suthanthiran/BMI exhibited as a member at the first ABS meeting at the Hyatt Regency Hotel in San Francisco in 1977. He is a founder and sponsor of ABS, formerly the American Endocurietherapy Society, and also became a founding sponsor and advertiser of the *ABS Journal* in 1985.

Over the past 50 years, BMI has acquired other companies and has become a leader in brachytherapy, including vascular brachytherapy, and external beam radiation therapy. Some of its companies have operated for more than 100 years. BMI is also a leader in Theranostics, with a range of cyclotrons up to 230 MeV with variable energy and medical synchrotrons up to 400 MeV for heavy ion particle therapy, from proton to carbon. This group of Best Medical and affiliated companies is now collectively known as TeamBest Global (TBG).

For more than 50 years, Suthanthiran has continued to support many regional and international conferences across a variety of medical fields. For example, this week, TBG companies are exhibiting in Los Angeles, California, and Kuala Lumpur, Malaysia. Last week, they exhibited in Calgary, Alberta, Canada. Through his non-profit foundations, Best Cure and Brachytherapy Research and Education, he published "*Brachytherapy: 100 Years of Conquering Cancer*" by Dr. Basil S. Hilaris and distributed the book to global medical professionals free of charge through the Best Cure Foundation (BCF).

In 2025, Suthanthiran received a lifetime achievement award from Cardiovascular Research Technologies (CRT) for his exceptional commitment to advancing and advocating in the field of brachytherapy, including vascular brachytherapy. A pioneer and inventor, he has collaborated with numerous leaders in this field, saving tens of thousands of lives. The award was presented by Dr. Ron Waksman, Chairman of the CRT 2025 Conference, during the opening ceremonies held in Washington, DC, on March 8, 2025.

Later this year, the Global Best Cure Foundation (GBCF) will establish the first of its many Best Cure Pro Health Centers—proactive, preventive, primary medical, dental, and eye care wellness centers—along with a Best Cure Cancer Center in South India, a nonprofit that operates 24/7.

Suthanthiran’s two newest initiatives—*Best Caterer and Best Lifestyles: Conquering Diabetes and Obesity Naturally*—are designed to raise greater awareness about the growing global health challenges of diabetes and obesity, which now affect nearly 40% of the world’s population. Through these initiatives, Suthanthiran seeks to educate communities about the importance of nutrition, healthy lifestyle choices, and preventive care, while promoting practical, sustainable approaches to improving overall health and well-being.

Thank you for your support of TBG companies for more than a century. For more information, please visit [www.teambest.com](http://www.teambest.com).

**Contact:** Krishnan Suthanthiran, Global Cell/WhatsApp +1 571-437-9802, [krish@teambest.com](mailto:krish@teambest.com)



**TEAMBEST GLOBAL**

# Welcome to Our World

*Ready to serve all your needs globally*



**NON-PROFIT**

• **Best Cure Foundation**  
www.bestcure.md

• **Brachytherapy Research & Educational Foundation**  
www.brachytherapy.org

• **Global Best Cure Foundation**  
www.globalbestcure.org

**FOR-PROFIT**

• **Arplay Medical**  
www.arplay.com

• **Best ABT**  
www.bestabt.com

• **Best Automation & Robotics**  
www.teambestautomation.com

• **Best Cyclotron Systems, Inc.**  
www.bestcyclotron.com

• **Best Dosimetry Services**  
www.bestdosimetry.com

• **Best Entertainment**  
www.bestentertainment.ca

• **Best Medical Canada**  
www.bestmedical.ca or  
www.mosfet.ca

• **Best Medical Capital, Inc.**  
www.teambest.com

• **Best Medical International**  
www.bestmedical.com

• **Best NOMOS**  
www.nomos.com

• **Best Particle Therapy**  
www.bestproton.com

• **Best Theratronics**  
www.theratronics.com

• **Best Vascular (Novoste)**  
www.bestvascular.com or  
www.novoste.com

• **CNMC Company**  
www.cnmcco.com

• **Huestis Medical**  
www.huestis.com

• **Kitsault Energy**  
www.kitsaultenergy.com

**WWW.TEAMBEST.COM**



SOURCE: MECTEEN.COM



Best™ Gammacell®  
40 Extractor Research  
Irradiator



Best™ Gammacell®  
1000/3000 Blood  
and Research  
Irradiator

**Best™  
Theratronics**

A TEAMBEST GLOBAL COMPANY



Best™ Raycell  
Mk1 Blood  
and Research  
Irradiator




Best™ Raycell  
Mk2 Blood  
and Research  
Irradiator



Raycell® X40  
Research  
Irradiator


# Best™ Cyclotron Systems

A TEAMBEST GLOBAL COMPANY




## Best™ Model BG-95

Sub-Compact Self-Shielded Cyclotron for production of  $^{18}\text{F}$ FDG,  $\text{Na}^{18}\text{F}$ ,  $^{18}\text{F}$ -MISO,  $^{18}\text{F}$ FLT,  $^{13}\text{N}$   $^{18}\text{F}$ -Choline,  $^{18}\text{F}$ -DOPA,  $^{18}\text{F}$ -PSMA,  $^{13}\text{N}$  and more



Best Model 6-15 MeV Compact High Current/Variable Energy Proton Cyclotron




Best Model 70p Cyclotron for Radioisotopes Production and Research



Best Particle Therapy 400 MeV ion Rapid Cycling Medical Synchrotron (iRCMS)

Cyclotrons of Varying Energies		
MODEL	ENERGY	DESCRIPTION
B100	7.5 MeV	<ul style="list-style-type: none"> <li>Capable of producing: <math>^{18}\text{F}</math>FDG and <math>\text{Na}^{18}\text{F}</math></li> <li>Single or batch dose production</li> <li>Integrated self-shielded cyclotron, chemistry module and FDG QC module</li> <li>Complete production lab in a 5 x 5 meter area</li> </ul>
BG-95	1-9.5 MeV	Low energy, self-shielded compact system capable of producing: $^{18}\text{F}$ FDG, $\text{Na}^{18}\text{F}$ , $^{18}\text{F}$ -MISO, $^{18}\text{F}$ FLT, $^{18}\text{F}$ -Choline, $^{18}\text{F}$ -DOPA, $^{18}\text{F}$ -PSMA, $^{13}\text{N}$ and more
Best Cyclotrons	1-3 MeV	Deuterons for materials analysis*
	70-200 MeV	For Proton Therapy*
	3-90 MeV	High current proton beams for neutron production & delivery*
B6-15	1-15 MeV	Proton only, capable of high current up to 1000 Micro Amps, for medical radioisotopes
B25	20, 15-25 MeV	Proton only, capable of high current up to 1000 Micro Amps, for medical radioisotopes
B25u-35adp	25-35 MeV	Proton or alpha/deuteron/proton, capable of high current up to 1000 Micro Amps, for medical radioisotopes
B35	35 MeV	Proton only system for medical radioisotopes production
B70/70adp	35-70 MeV	Proton only or alpha/deuteron/proton systems, capable of high current up to 1000 Micro Amps, for medical radioisotopes

\*Some products are under development and not available for sale currently.



Best Model 200p Cyclotron—Variable Energy Proton Beam for Radiation Therapy\*

\*Patent pending

# Why Medical Physicists, Radiation Oncologists and Urologists Prefer Best™



**Go for the Best™ for your patients!**

You don't go to a shoe store and cut your feet to fit the shoe they have in stock ... then why compromise when it comes to improving the clinical outcome for your patients?


**BEST MEDICAL** is the *only* company that makes custom seeds and strands to your exact specifications—any source, any configuration, any time!

*We ship your custom order within **24 hours**, sterile and non-steril*

“A unique aspect of the Best™ seed is its

5 mm length. Best also provides 5 mm laser-cut spacers, which do not have flared edges. With the Best® seed/spacer combination, we can be more confident of accurate seed placement.”<sup>1</sup>

## Best™ Fiducial Markers



“The source strengths of Best™ seeds are uniformly distributed and the values always fall within the  $\pm 3\%$  criterion.”<sup>3</sup>

“Best™ Model 2301 characteristic x-rays have no significant effect on the photon spectrum and the source emits an essentially pure I-125 decay scheme spectrum.”<sup>2†</sup>

## Best™ Localization Needles with I-125 Seeds



“Best™ Model 2301 seeds are of superior design as they show up more distinctly in transverse ultrasound and fluoroscopic images.”<sup>3</sup>

“Best™ Model 2301 is the most isotropic of all the I-125 sources currently available. The source is a double encapsulated source.”<sup>2</sup>

## Best™ Palladium-103 Seed



## Best™ Iodine-125 Seed



“Delivery of the specific Sk for any given date, delivered on the date requested prior to the procedure. Extremely high level of flexibility, e.g. seed date changes, activity changes, etc. Prompt, courteous customer service, and low price.”<sup>4</sup>

<sup>1</sup> Communication from J. Limmer, UW Cancer Center Wausau Hospital, Wausau, Wisconsin – Dated December 14, 2000. <sup>2</sup> B.H. Heintz, R.E. Wallace & J.M. Hevezi, *Med. Phys.* 28(4) 671-682 (2001). <sup>3</sup> Communication from Khai Lai, Kreiton Oncology Services Shoreline, Washington – Dated March 8, 2001.

<sup>4</sup> Jeff Limmer, Medical Physicist.

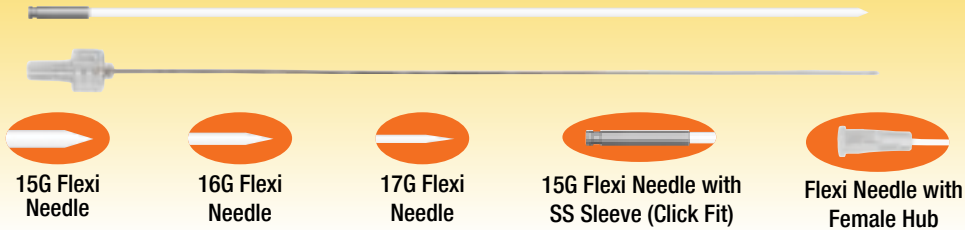
## Only Best Medical International!

- ✓ From 0.05 mCi to 10 mCi per I-125 seed and 0.5 mCi to 3 mCi per P-103 seed, orders are custom manufactured and prepared in Springfield, Virginia USA.
- ✓ Best visualization in ultrasound, fluoro, X-ray, CT and MRI, facilitating real-time dosimetry.



## Best™ Integrated Radiation Therapy Solutions

### Best™ Flexi Needles




### Best™ Stepper/ Stabilizer



### Best™ Brachytherapy Kit



5 Friction Cuffs



5 Half Moon Buttons\*



5 Red Caps

5 Implant Needles

5 Stylets with Hubs

5 Single Leader Catheters\*\*

### BDS Whole Body Dosimeters



### BDS Extremity Ring Dosimeters



## Best™ ABT Molecular Imaging

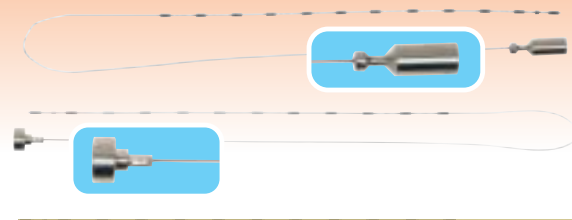


**Best™ B35ADP**

Alpha/Deuteron/Proton Cyclotron

- **Proton Particle Beam:**  
1000  $\mu$ A Beam Current  
up to 35 MeV Energy
- **Deuteron Particle Beam:**  
500  $\mu$ A Beam Current up  
to 15 MeV Energy
- **Alpha Particle Beam:**  
200  $\mu$ A Beam Current  
up to 35 MeV Energy

### Best™ X-ray Marker Cables



# Best™ Integrated Radiation Therapy Solutions

Best Medical is the only company that makes custom seeds and strands to meet your exact specifications—shipped within **24 hours, 7 days a week, sterile and non-sterile!**

*You don't go to a shoe store and cut your feet to fit the shoe they have in stock—then why compromise when it comes to improving the clinical outcome for your patient?*



**Best™**  
medical international  
A TEAMBEST GLOBAL COMPANY

**Best™ vascular**  
Novoste

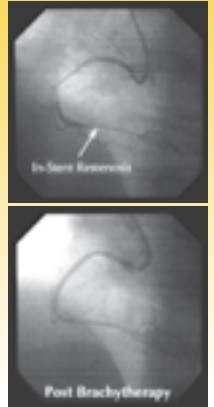
**Vascular Brachytherapy for In-stent Restenosis**

VBT Designed for the Cath Lab



- Convenient and Minimal Dosimetry Calculations
- Portable and Reusable
- Compatible with 6F Guide and 7F Guide-Extending Catheters
- Short Treatment Time

Available in 30 mm, 40 mm & 60 mm Source Train Lengths



Best™ Localization Marker Ribbon



Best™ Localization Marker Cable



BestMick Applicator and 10/15/20/25 Cartridges



Best™ Esophageal Brachytherapy Applicator



Best™ Breast Double-Balloon Brachytherapy Applicator



Huestis Fixed Lasers—Red or Green Diode



Huestis CVO-2000 Warming Oven for Thermoplastics


mobileMOSFET Wireless Dosimetry System




## Best™ Integrated Brachytherapy Solutions

### Best™ Syed Templates


Best Medical offers a wide variety of disposable templates for HDR and LDR applications. Specify hole size when ordering (15, 16 or 17 gauge). These products should be carefully inspected by your staff prior to clinical use and should be used by authorized personnel only.



GYN Template  
(Reusable)




GYN Template  
(Disposable)



Modified GYN Template  
(Disposable)



LDR Prostate Template  
(Disposable)




HDR Prostate Template  
(Disposable)



Rectal Template  
(Disposable)



Modified Rectal Template  
(Disposable)



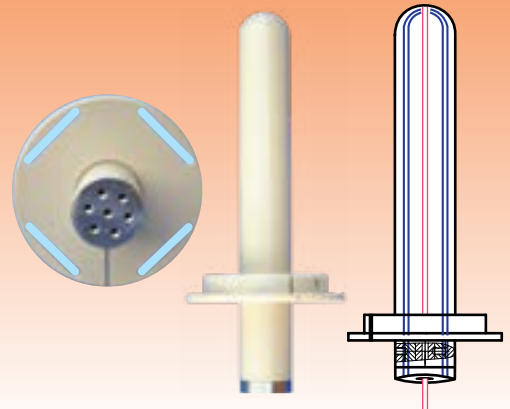
Grid Template for B-K type  
Stepper/Stabilizer\* (Disposable)

### Best™ Syed Multi-Channel Vaginal Applicator

This novel HDR applicator consists of a disposable central insert and an outer sleeve along with a positioning collar. Source channels travel fully to the distal end, curving around to give more dose to the apex area, allowing for optimum dose delivery.

Additionally, the outer sleeve provides a 5 mm wall, to reduce dose to the vaginal mucosa, with a 2 mm wall at the distal end of the applicator to allow for greater dose delivery. The applicator is 18 cm in length with diameters ranging from 2.0 cm to 3.5 cm.\*\*

\*BMI provides grid templates for all makes and models of steppers/stabilizers. \*\*All dimensions are approximate.



### BestMick Applicator and 10/15/20/25 Cartridges



Best™ Kobold Tandem  
& Ring Applicator

Best™ Kobold Fletcher  
Tandem & Ovoid Applicator

Best™ Kobold Henschke  
Tandem & Ovoid Applicator

### Best™ HDR Remote Afterloader

- Provides 20 channels for dose delivery
- Battery back-up in case of power failure and automated wire recovery
- Quick source replacement process — reduces down-time
- Available with Cobalt-60 or Iridium-192 sources. Also, Ytterbium-169 source available soon!



# Best<sup>™</sup> nomos<sup>®</sup> Cyber Sonalis<sup>®</sup> Ultrasound System



The Best<sup>™</sup> Cyber Sonalis<sup>®</sup> Ultrasound Imaging System provides superior visualization of HDR, LDR, RF or Cryosurgical procedures. Our patented SimulView<sup>™</sup> Technology provides simultaneous “live” views of the prostate in both planes, thereby increasing treatment accuracy and precision.



## Additional Features

- ✓ Capable of supporting over 20 different probe configurations, this system can be used in almost every discipline
- ✓ 21.5" touch screen technology
- ✓ Superior HD image resolution for improved procedure accuracy, speed and physician confidence level
- ✓ Patented probe design
- ✓ Sagittal array provides for 140 mm length of view encompassing the bladder, prostate and perineal tissue
- ✓ Advanced modular software design provides for future upgrade path
- ✓ Convertible to desktop or portable without losing any functionality
- ✓ Dual battery backup built-in to protect from power loss



*\*Certain products shown are not available for sale currently.*

## Sonalis<sup>®</sup> Transducers

We offer probes for the most common types of procedures and imaging, all with the enhanced image quality and high resolution that you would expect from the **BEST** name in ultrasounds!

8L2A Linear Array



15L4A Linear Array



9MC3 Curved Array



8BP4 Bi-Plane



12L5A Linear Array



16L5 Linear Array



8EC4A Endocavity



8TE3 Trans-esophageal



14L3 Linear Array



8V3 Phased Array



XY-BI-Plane Phased Array



Pedoff



15LW4 Linear Array



4V2A Phased Array



10EC4A Endocavity



16HL7 High Frequency Linear Array



15LA Linear Array



5C2A Curved Array




10BP4 Bi-Plane



## Best™ GammaBeam™ 300-100 CM, 100-80 CM Equinox™ Teletherapy System with Avanza 6D Patient Positioning Table

Multi-Leaf Collimator (built in or external) for 80 and 100 cm SAD units—  
IMRT, IGRT, SRS, SBRT and Tomotherapy capable with ActiveRx



### UPGRADE KIT

For all old Theratron units, 80 or 100 cm including IMRT capabilities with built in or external MLC



#### Upgrade includes:

- Removing all old controls, electronics and installing a new control system and covers
- Replacing the old collimator system with the new Equinox collimator
- Replacing the old treatment table with the new Avanza™ Table
- Retaining the head rotation capability is optional

#### Upgrade features:

- Calculated Arc Speed
- Graphical Control System
- Asymmetric Jaws (optional)
- R&V System Ready (optional)
- Service Log Files
- On-Board Verification
- Motorized Wedge (optional)
- Collision Detection (optional)

## Comparative Analysis of <sup>60</sup>Co Intensity-Modulated Radiation Therapy

Christopher Fox, H Edwin Romeijn,  
Bart Lynch, Chunhua Men,  
Dionne M Aleman, and James F Dempsey  
*Phys Med Biol.* 2008 Jun 21;53(12):3175-88

**Abstract:** In this study, we perform a scientific comparative analysis of using <sup>60</sup>Co beams in intensity-modulated radiation therapy (IMRT). In particular, we evaluate the treatment plan quality obtained with (i) 6 MV, 18 MV and <sup>60</sup>Co IMRT; (ii) different numbers of static multileaf collimator (MLC) delivered <sup>60</sup>Co beams and (iii) a helical tomotherapy <sup>60</sup>Co beam geometry.



For the full article, please visit  
[www.gammathrapy.com](http://www.gammathrapy.com)